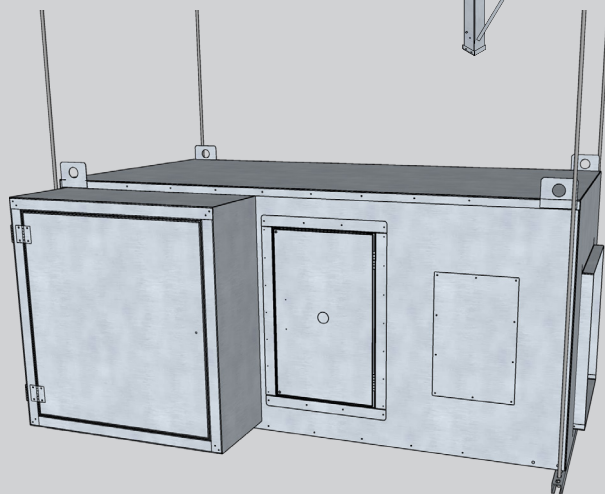
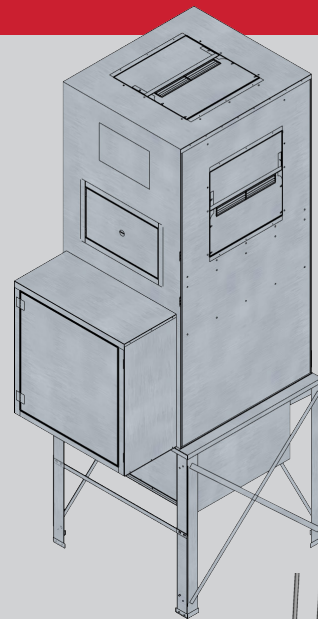
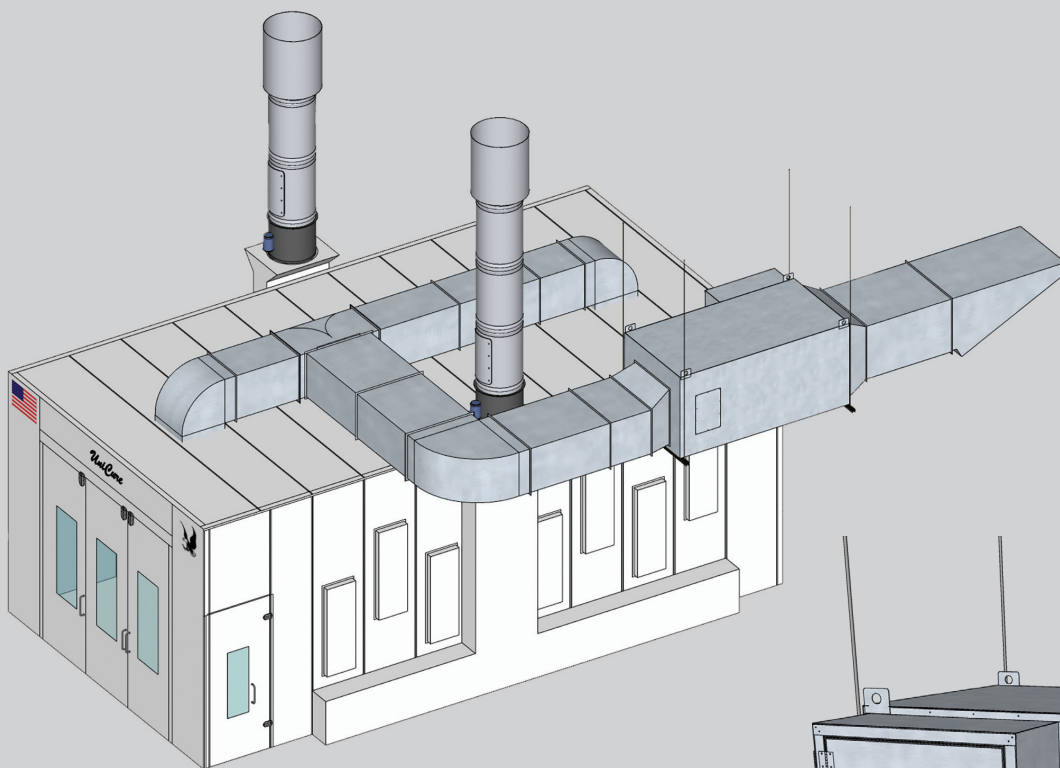


New Systems or Retrofit Existing Systems



- Helps reduce cycle time and increase productivity
- Easy to operate controls
- 100% outside air - 100% of the time
- Heavy-duty, corrosion-resistant, galvanized steel construction
- Easy maintenance of blower, motor, drives and burners with large access panels
- Heaters are listed to ANSI Z83.25/CSA 3.19 direct gas-fired process air heaters
- Energy saving K-cycle
- Direct fired burner
- Efficient reduced CFM cure cycle

Unicure air make-up systems can be installed almost anywhere:

- Suspended from ceiling
- Floor supported stand
- Indoor or outdoor
- Roof mounted on stand or curb

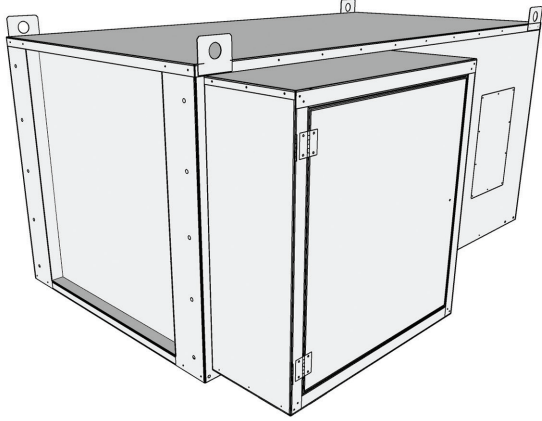
Multiple discharge configurations available:

- End, Top, or Bottom

Custom intake and discharge duct systems available.

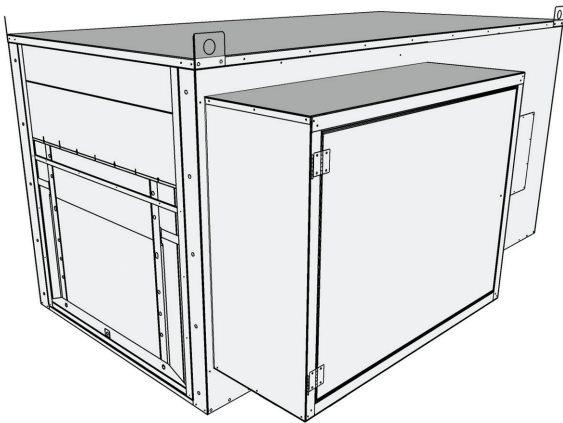


U-1000



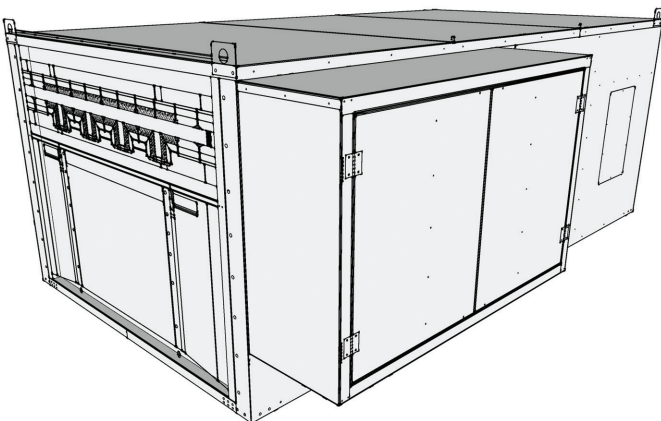
- Horizontal or Vertical configuration
- Galvanized
- Spray/cure system
- Variable frequency drive
- Deluxe or Waterborne control panel
- 3PH Intake motor from 7.5 HP to 15 HP
- 1PH Intake motor from 7.5 HP to 10 HP
- 12,000 CFM / 1.2 MBTU up to 18,000 CFM / 1.9 MBTU

U-2000



- Horizontal or Vertical configuration
- Galvanized
- Spray/cure system
- Variable frequency drive
- Deluxe or Waterborne control panel
- 3PH Intake motor from 15 HP to 30 HP
- 18,000 CFM / 1.9 MBTU up to 27,500 CFM / 2.9 MBTU

U-3000



- Horizontal or Vertical configuration
- Galvanized
- Spray/cure system
- Variable frequency drive
- Deluxe or Waterborne control panel
- 3PH Intake motor from 25 HP to 50 HP
- 27,500 CFM / 2.9 MBTU up to 40,000 CFM / 4.3 MBTU